



NATIONAL BUREAU OF STATISTICS

COMPANY INCOME TAX

(Q1 2025)

Report Date: November 2025



CONTENT

Methodology -----3

Executive Summary ----- 4

Infographics -----5

Contact -----10



METHODOLOGY

Data is provided by the Federal Inland Revenue Service (FIRS) and reported by the National Bureau of Statistics (NBS)

EXECUTIVE SUMMARY


Company Income Tax (CIT) in Q1 2025 was ₦1.98 trillion, indicating an increase of 51.14% on a quarter-on-quarter basis from ₦1.31 trillion in Q4 2024. The domestic CIT received stood at ₦646.51 billion, while Foreign CIT Payment was ₦1.34 trillion in Q1 2025.

On a quarter-on-quarter basis, Mining and quarrying recorded the highest growth rate with 43.52%; followed by Administrative and support service activities and Education with 31.67% and 21.35%, respectively. On the other hand, Professional, scientific and technical activities recorded the least with -48.40%, followed by Accommodation and food service activities; and Wholesale and retail trade with -41.57% and -41.56%, respectively.

In terms of sectoral contributions, the top three activities with the highest contributions in Q1 2025 were Mining and quarrying (22.10%); Financial and insurance activities (18.10%); and Manufacturing (16.69%). Contrarily, Activities of households as employers, undifferentiated goods- and services-producing activities of households for own use recorded the least share with 0.01%, followed by Water supply, sewerage, waste management and remediation activities with 0.06%, and Activities of extraterritorial organizations and bodies with 0.24%. However, on a year-on-year basis, CIT collections in Q1 2025 increased by 101.45% from Q1 2024.

COMPANY INCOME TAX

– Q1 2025 (N'million)



CIT

**Accommodation
and food service
activities**

N3,092.02

**Activities of
extraterritorial
organizations and
bodies**

N1,533.95

**Activities of
households
as employers,
.....**

N40.29

**Administrative
and
support service
activities**


N10,751.83

**Agriculture,
forestry and
fishing**

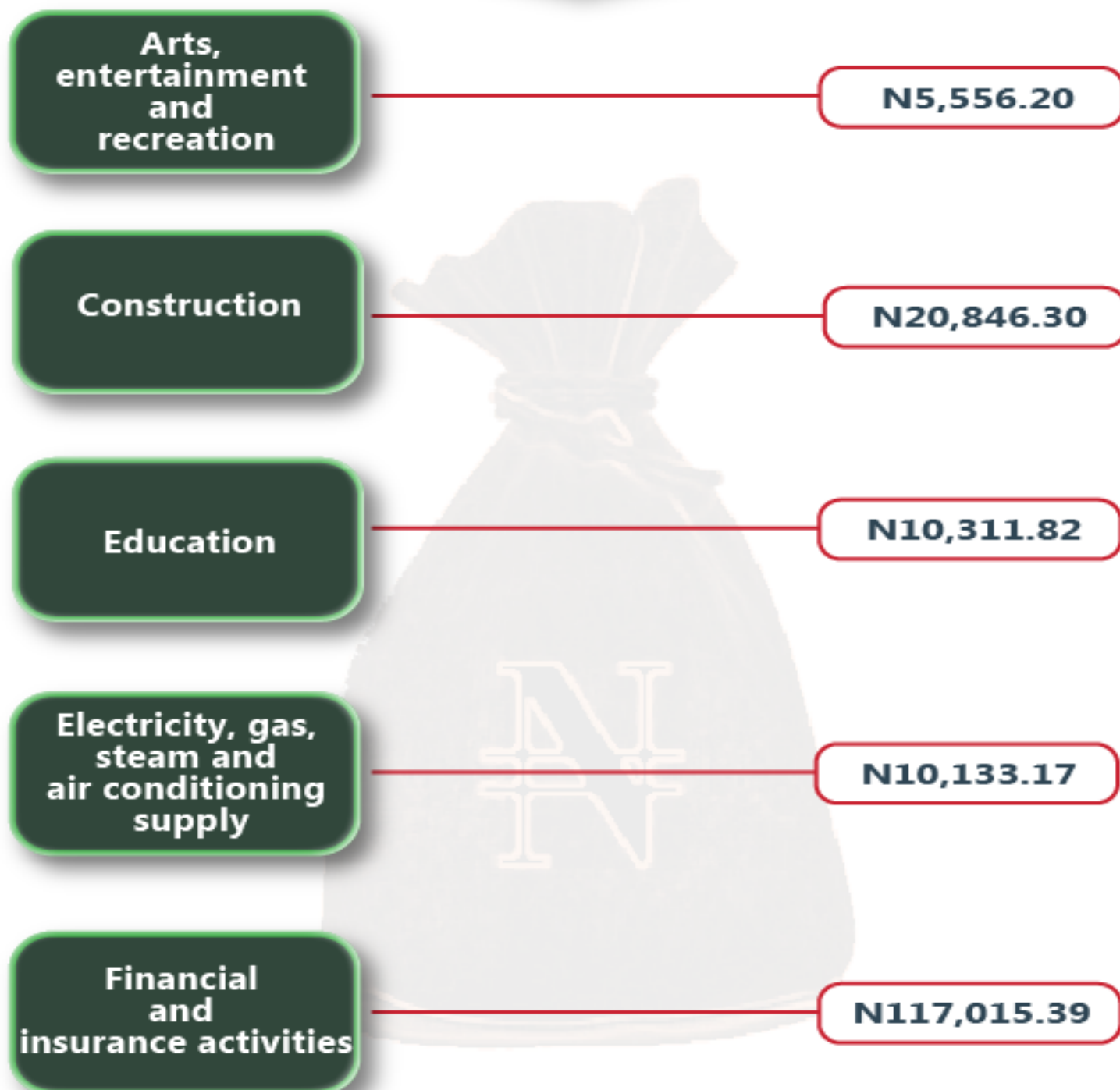
N8,979.21

COMPANY INCOME TAX

– Q1 2025 (N'million)



CIT



COMPANY INCOME TAX

– Q1 2025 (N'million)



CIT

**Human health
and social work
activities**

N5,335.77

**Information
and
communication**

N65,520.60

Manufacturing

N107,904.97

**Mining
and
quarrying**

N142,867.26

**Other
service activities**

N18,287.89

COMPANY INCOME TAX

– Q1 2025 (N'million)



CIT

**Professional,
scientific and
technical activities**

N13,012.23

**Public
administration
and defence,
compulsory
social security**

N58,298.00

**Real estate
activities**

N2,956.29

**Transportation
and
storage**


N21,758.46

**Water supply,
sewerage, waste
management
and remediation
activities**

N401.71

COMPANY INCOME TAX

– Q1 2025 (N'million)



CIT

Wholesale and
retail trade,
repair of motor
vehicles and
motorcycles

N21,910.76

Sub-Total
(Local)

N646,514.11

Naira Equivalent of
CIT Paid in Foreign
Currency

N1,337,001.57

Total

N1,983,515.68

CONTACT



National Bureau of Statistics

Head Office

No 1, Wole Olanipekun Street,
Formerly, Plot 762 Independence Avenue
Off Constitution Avenue,
CBD, Abuja, F. C. T.

Alesanmi Folorunsho

Information Desk

Head, Communications & Public Relations
Department (C&PRD)
Phone: +2347064643933
falesanmi@nigerianstat.gov.ng

Moses Mathew

Statistical Information Officer

Phone: +2347069071157
matmoses@nigerianstat.gov.ng



@nbs_nigeria



NBSNigeria



nbs_nigeria

